

LUSA / *Audrey*



CAJA DE LA VIVIENDA POPULAR 08-08-2019 03:38:30
 O 1 Fol:8 Anex:8 - Al Contestar Cite Este Nr.:2019E12778
 ALCALÍA MAYOR DE BOGOTÁ - SUB DIRECCIÓN FINANCIERA/ALVAREZ BUSTOS AUDREY
 DIRECCIÓN DE GESTIÓN CORPORATIVA Y CID/MOTTA REVOL
 HABITAT INFORMES DE EJECUCIÓN PRESUPUESTAL A JULIO DE 2019
 Caja de Vivienda Popular SUBDIRECCIÓN FINANCIERA

1710

MEMORANDO

PARA: Dirección de Gestión Corporativa y CID, Oficina Asesora de Control Interno, Oficina Asesora de Planeación.

DE: Subdirección Financiera

ASUNTO: Informes de Ejecución Presupuestal a julio de 2019.

Respetado Doctores.

Para su conocimiento me permito remitir los informes de Ejecución Presupuestal de Rentas e Ingresos y Gastos e Inversiones (tanto de la vigencia como de las reservas presupuestales), con corte al 31 de julio de 2019.

Cordial saludo.

AUDREY ALVAREZ BUSTOS
Subdirectora Financiera
aalvarezb@cajaviviendapopular.gov.co

Anexo: Ocho (8) folios

	Elaboró	Revisó	Aprobó
NOMBRE	Magda Alba Oaza	Audrey Álvarez Bustos	
CARGO	Contratista Subdirección Financiera	Subdirectora Financiera	

Código: 208-SADM-FR-57
Versión: 13
Vigente: 23-05-2018

Calle 54 N° 13-30
Código Postal: 110231, Bogotá D.C.
PBX: 3484520
Fax: 2105684
www.cajaviviendapopular.gov.co
soluciones@cajaviviendapopular.gov.co



**BOGOTÁ
MEJOR
PARA TODOS**

*Jimmy García
3:56 PM
8/08/2019*

**SISTEMA DE PRESUPUESTO DISTRICTAL - PREDIS
EJECUCION PRESUPUESTAL
SECRETARIA DE HACIENDA - DIRECCION DISTRICTAL DE PRESUPUESTO
EJECUCION DE PRESUPUESTO RENTAS E INGRESOS**

08-08-2019

11:41

ENTIDAD:		208 - CAJA DE VIVIENDA POPULAR		MES:		JULIO					
UNIDAD EJECUTORA:		01 - UNIDAD 01		VIGENCIA FISCAL:		2019					
RUBRO PRESUPUESTAL		PAESUPUESTO	MODIFICACIONES		PRESUPUESTO	RECAUDOS		EJECUCION PRESUP. %	SALDO POR RECAUDAR	RECURSOS RESERVAS	RECAUDO ACUMULADO RECURSOS RESERVAS
CODIGO.	NOMBRE	INICIAL	MES (+/-)	ACUMULADO	DEFINITIVO	MES	ACUMULADO	9 = 8 / 6	10 = 6 - 8	11	12 = 8 + 11
1	2	3	4	5	6 = 3 + 5	7	8				
2	INGRESOS	18,804,870,000.00	0.00	86,120,485.00	18,890,990,485.00	525,269,293.08	18,865,005,997.42	99.86	25,984,487.58	0.00	18,865,005,997.42
2-1-2	NO TRIBUTARIOS	0.00	0.00	0.00	0.00	0.00	110,065,677.40	0.00	-110,065,677.40	0.00	110,065,677.40
2-1-2-04	Multas, sanciones e intereses moratorios	0.00	0.00	0.00	0.00	0.00	110,065,677.40	0.00	-110,065,677.40	0.00	110,065,677.40
2-1-2-04-01	Multas	0.00	0.00	0.00	0.00	0.00	110,065,677.40	0.00	-110,065,677.40	0.00	110,065,677.40
2-1-2-04-01-06	Contractuales	0.00	0.00	0.00	0.00	0.00	110,065,677.40	0.00	-110,065,677.40	0.00	110,065,677.40
2-4	RECURSOS DE CAPITAL	18,804,870,000.00	0.00	86,120,485.00	18,890,990,485.00	525,269,293.08	18,754,940,320.02	98.28	138,050,164.98	0.00	18,754,940,320.02
2-4-1	TRANSFERENCIAS DE CAPITAL	14,225,502,000.00	0.00	0.00	14,225,502,000.00	0.00	14,225,502,000.00	100.00	0.00	0.00	14,225,502,000.00
2-4-1-02	De Otras Entidades del Gobierno	14,225,502,000.00	0.00	0.00	14,225,502,000.00	0.00	14,225,502,000.00	100.00	0.00	0.00	14,225,502,000.00
2-4-1-02-02	Distrital	14,225,502,000.00	0.00	0.00	14,225,502,000.00	0.00	14,225,502,000.00	100.00	0.00	0.00	14,225,502,000.00
2-4-1-02-02-01	Convenios Entidades Distritales	14,225,502,000.00	0.00	0.00	14,225,502,000.00	0.00	14,225,502,000.00	100.00	0.00	0.00	14,225,502,000.00
2-4-2	RECURSOS DEL CREDITO	477,230,000.00	0.00	0.00	477,230,000.00	142,360,538.09	469,421,625.95	98.36	7,808,374.05	0.00	469,421,625.95
2-4-2-01	Recursos de crédito interno	477,230,000.00	0.00	0.00	477,230,000.00	142,360,538.09	469,421,625.95	98.36	7,808,374.05	0.00	469,421,625.95
2-4-2-01-03	Recuperación de cartera - préstamos	477,230,000.00	0.00	0.00	477,230,000.00	142,360,538.09	469,421,625.95	98.36	7,808,374.05	0.00	469,421,625.95
2-4-2-01-03-01	Recuperación de cartera entidades públicas	477,230,000.00	0.00	0.00	477,230,000.00	142,360,538.09	469,421,625.95	98.36	7,808,374.05	0.00	469,421,625.95
2-4-3	RECURSOS DEL BALANCE	3,797,871,000.00	0.00	86,120,485.00	3,883,991,485.00	361,229,315.00	3,883,991,485.00	100.00	0.00	0.00	3,883,991,485.00
2-4-3-02	Superávit fiscal	3,225,678,000.00	0.00	0.00	3,225,678,000.00	361,229,315.00	3,225,678,000.00	100.00	0.00	0.00	3,225,678,000.00
2-4-3-02-03	Superávit fiscal de ingresos de libre destinación	3,225,678,000.00	0.00	0.00	3,225,678,000.00	361,229,315.00	3,225,678,000.00	100.00	0.00	0.00	3,225,678,000.00
2-4-3-03	Superávit fiscal no incorporado de vigencias anteriores	572,193,000.00	0.00	86,120,485.00	658,313,485.00	0.00	658,313,485.00	100.00	0.00	0.00	658,313,485.00
2-4-3-03-02	Superávit fiscal no incorporado de ingresos de destinación específica	572,193,000.00	0.00	0.00	572,193,000.00	0.00	572,193,000.00	100.00	0.00	0.00	572,193,000.00
2-4-3-03-03	Superávit fiscal no incorporado de ingresos de libre destinación	0.00	0.00	86,120,485.00	86,120,485.00	0.00	86,120,485.00	100.00	0.00	0.00	86,120,485.00
2-4-4	DISPOSICIÓN DE ACTIVOS	14,000,000.00	0.00	0.00	14,000,000.00	0.00	0.00	0.00	14,000,000.00	0.00	0.00
2-4-4-03	Disposición de activos no financieros	14,000,000.00	0.00	0.00	14,000,000.00	0.00	0.00	0.00	14,000,000.00	0.00	0.00
2-4-4-03-01	Disposición de Activos Fijos	14,000,000.00	0.00	0.00	14,000,000.00	0.00	0.00	0.00	14,000,000.00	0.00	0.00
2-4-4-03-01-00	Disposición de Activos fijos	14,000,000.00	0.00	0.00	14,000,000.00	0.00	0.00	0.00	14,000,000.00	0.00	0.00
2-4-5	RENDIMIENTOS FINANCIEROS	290,267,000.00	0.00	0.00	290,267,000.00	21,579,439.99	176,025,209.07	60.64	114,241,790.93	0.00	176,025,209.07
2-4-5-02	Depósitos	290,267,000.00	0.00	0.00	290,267,000.00	21,579,439.99	176,025,209.07	60.64	114,241,790.93	0.00	176,025,209.07
2-4-5-02-04	Recursos propios de libre destinación	290,267,000.00	0.00	0.00	290,267,000.00	21,579,439.99	176,025,209.07	60.64	114,241,790.93	0.00	176,025,209.07
TOTAL RENTAS E INGRESOS		18,804,870,000.00	0.00	86,120,485.00	18,890,990,485.00	525,269,293.08	18,865,005,997.42	99.86	25,984,487.58	0.00	18,865,005,997.42
Transferencias											
RUBRO PRESUPUESTAL		PRESUPUESTO	MODIFICACIONES		PAESUPUESTO	RECAUDOS		EJECUCION PRESUP. %	SALDO POR RECAUDAR	RECURSOS RESERVAS	RECAUDO ACUMULADO RECURSOS RESERVAS
CODIGO.	NOMBRE	INICIAL	MES (+/-)	ACUMULADO	DEFINITIVO	MES	ACUMULADO	8 = 8 / 6	10 = 8 - 8	11	12 = 8 + 11
1	2	3	4	5	6 = 3 + 5	7	8				
2-5-1	Aparte Ordinario	80,847,108,000.00	0.00	-492,000,000.00	80,355,108,000.00	4,752,238,441.00	25,035,007,918.00	31.16	55,320,100,082.00	0.00	25,035,007,918.00
2-5-1-01	Vigencia	80,847,108,000.00	0.00	-492,000,000.00	80,355,108,000.00	4,752,238,441.00	25,035,007,918.00	31.16	55,320,100,082.00	0.00	25,035,007,918.00


SISTEMA DE PRESUPUESTO DISTRITAL - PREDIS
EJECUCION PRESUPUESTAL
SECRETARIA DE HACIENDA - DIRECCION DISTRITAL DE PRESUPUESTO
EJECUCION DE PRESUPUESTO RENTAS E INGRESOS

08-08-2019

11:41

RUBRO PRESUPUESTAL		PRESUPUESTO	MODIFICACIONES		PRESUPUESTO	RECAUDOS		EJECUCION PRESUP. %	SALDO PDA RECRUDAR	RECURSOS RESERVAS	RECAUDO ACUMULADO RECURSOS RESERVAS
CODIGO.	NOMBRE	INICIAL	MES (+/-)	ACUMULADO	DEFINITIVO	MES	ACUMULADO				
1	2	3	4	5	6 = 3 + 5	7	8	9 = 8 / 6	10 = 6 - 8	11	12 = 8 + 11
TOTAL TRANSFERENCIAS		80,847,108,000.00	0.00	-492,000,000.00	80,355,108,000.00	4,752,238,441.00	25,035,007,918.00	31.16	55,320,100,082.00	0.00	25,035,007,918.00
TOTAL RENTAS E INGRESOS		99,951,978,000.00	0.00	-405,879,515.00	99,546,098,485.00	5,277,507,734.08	43,800,013,915.42	44.23	55,346,084,569.58	0.00	43,800,013,915.42


 AUDREY ALVAREZ BUSTOS
 RESPONSABLE DEL PRESUPUESTO


 LINO ROBERTO POMBO TORRES
 ORDENADOR DEL GASTO

**SISTEMA DE PRESUPUESTO DISTRITAL - PREDIS
EJECUCION PRESUPUESTO
INFORME DE EJECUCION RESERVAS PRESUPUESTALES**

08-08-2019

11:45

ENTIDAD: 208 - CAJA DE VIVIENDA POPULAR		MES: JULIO							
UNIDAD EJECUTORA: 01 - UNIDAD 01		VIGENCIA FISCAL: 2019							
CODIGO	DESCRIPCION	RESERVA CONSTITUIDA	ANULACIONES MES	ANULACIONES ACUMULADA	RESERVAS DEFINITIVAS	AUTORIZACION DE GIRO		EJECUCION AUTORIZ.GIRO %	RESERVA SIN AUT.GIRO
						MES	ACUMULADA		
3	GASTOS	20,341,251,521.00	83,987,636.00	814,559,500.00	19,526,692,021.00	395,023,734.00	12,816,763,689.00	64.51	5,909,928,332.00
3-1	GASTOS DE FUNCIONAMIENTO	348,600,656.00	0.00	1,612,200.00	346,988,456.00	1,220,598.00	332,946,982.00	96.51	12,042,376.00
3-1-1	SERVICIOS PERSONALES	142,926,577.00	0.00	1,612,200.00	141,314,377.00	0.00	140,981,044.00	99.76	333,333.00
3-1-1-02	SERVICIOS PERSONALES INDIRECTOS	141,314,377.00	0.00	0.00	141,314,377.00	0.00	140,981,044.00	99.76	333,333.00
3-1-1-02-03	Honorarios	110,997,700.00	0.00	0.00	110,997,700.00	0.00	110,664,367.00	99.70	333,333.00
3-1-1-02-03-01	Honorarios Entidad	110,997,700.00	0.00	0.00	110,997,700.00	0.00	110,664,367.00	99.70	333,333.00
3-1-1-02-04	Remuneración Servicios Técnicos	30,316,677.00	0.00	0.00	30,316,677.00	0.00	30,316,677.00	100.00	0.00
3-1-1-03	APORTES PATRONALES AL SECTOR PRIVADO Y PÚBLICO	1,512,200.00	0.00	1,612,200.00	0.00	0.00	0.00	0.00	0.00
3-1-1-03-02	Aportes Patronales Sector Público	1,612,200.00	0.00	1,612,200.00	0.00	0.00	0.00	0.00	0.00
3-1-1-03-02-07	SENA	1,612,200.00	0.00	1,612,200.00	0.00	0.00	0.00	0.00	0.00
3-1-2	GASTOS GENERALES	203,674,081.00	0.00	0.00	203,674,081.00	1,220,598.00	191,965,038.00	94.25	11,709,043.00
3-1-2-01	Adquisición de Bienes	5,815,667.00	0.00	0.00	5,815,667.00	454,473.00	6,289,839.00	90.95	526,028.00
3-1-2-01-01	Dotación	980,501.00	0.00	0.00	980,501.00	454,473.00	454,473.00	46.35	526,028.00
3-1-2-01-02	Gastos de Computador	4,835,166.00	0.00	0.00	4,835,166.00	0.00	4,835,166.00	100.00	0.00
3-1-2-02	Adquisición de Servicios	197,858,414.00	0.00	0.00	197,858,414.00	768,125.00	186,675,389.00	94.35	11,183,015.00
3-1-2-02-05	Mantenimiento y Reparaciones	161,662,730.00	0.00	3.00	161,662,730.00	766,125.00	155,067,615.00	95.91	6,615,115.00
3-1-2-02-05-01	Mantenimiento Entidad	161,662,730.00	0.00	0.00	161,662,730.00	766,125.00	155,067,615.00	95.91	6,615,115.00
3-1-2-02-06	Seguros	1,364,950.00	0.00	0.00	1,364,950.00	0.00	0.00	0.00	1,364,950.00
3-1-2-02-06-01	Seguros Entidad	1,364,950.00	0.00	0.00	1,364,950.00	0.00	0.00	0.00	1,364,950.00
3-1-2-02-10	Bienestar e Incentivos	30,795,364.00	0.00	0.00	30,795,364.00	0.00	30,413,784.00	98.76	381,580.00
3-1-2-02-12	Salud Ocupacional	4,015,370.00	0.00	0.00	4,015,370.00	0.00	1,194,000.00	29.74	2,821,370.00

**SISTEMA DE PRESUPUESTO DISTRITAL - PREDIS
EJECUCION PRESUPUESTO
INFORME DE EJECUCION RESERVAS PRESUPUESTALES**

08-08-2019
11:45



ENTIDAD: 208 - CAJA DE VIVIENDA POPULAR						MES: JULIO		VIGENCIA FISCAL: 2019	
UNIDAD EJECUTORA: 01 - UNIDAD 01						AUTORIZACION DE GIRO		EJECUCION AUTORIZ. GIRO	RESERVA SIN AUT. GIRO
CODIGO	DESCRIPCION	RESERVA CONSTITUIDA	ANULACIONES MES	ANULACIONES ACUMULADA	RESERVAS DEFINITIVAS	MES	ACUMULADA	%	
3-3	INVERSIÓN	19,994,650,863.00	83,967,836.00	812,947,300.00	19,161,703,563.00	393,803,136.00	12,283,817,607.00	64.04	6,897,885,956.00
3-3-1	DIRECTA	19,994,650,863.00	83,967,836.00	812,947,300.00	19,161,703,563.00	393,803,136.00	12,283,817,607.00	64.04	6,897,885,956.00
3-3-1-15	Bogotá Mejor Para Todos	19,994,650,863.00	83,967,836.00	812,947,300.00	19,161,703,563.00	393,803,136.00	12,283,817,607.00	64.04	6,897,885,956.00
3-3-1-15-01	Pilar Igualdad de calidad de vida	8,302,998,182.00	51,003,711.00	759,013,813.00	7,543,984,569.00	147,646,032.00	4,952,498,113.00	65.65	2,591,486,456.00
3-3-1-15-01-04	Familias protegidas y adaptadas al cambio climático	8,302,998,182.00	51,003,711.00	759,013,813.00	7,543,984,569.00	147,646,032.00	4,952,498,113.00	65.65	2,591,486,456.00
3-3-1-15-01-04-3075	Reasentamiento de hogares localizados en zonas de alto riesgo no mitiga	8,302,998,182.00	51,003,711.00	759,013,813.00	7,543,984,569.00	147,646,032.00	4,952,498,113.00	65.65	2,591,486,456.00
3-3-1-15-01-04-3075-110	Reducción de condiciones de amenaza y vulnerabilidad de los ciudadano	8,880,075,584.00	31,460,322.00	49,234,428.00	8,800,841,156.00	192,159,641.00	4,958,137,160.00	56.28	3,862,703,996.00
3-3-1-15-02	Pilar Democracia urbana	8,880,075,584.00	31,460,322.00	49,234,428.00	8,800,841,156.00	192,159,641.00	4,958,137,160.00	56.26	3,862,703,996.00
3-3-1-15-02-14	Intervenciones integrales del hábitat	8,962,329,452.00	0.00	2,746,751.00	6,959,562,701.00	191,060,691.00	3,224,050,705.00	46.33	3,735,531,996.00
3-3-1-15-02-14-0208	Mejoramiento de barrios	8,962,329,452.00	0.00	2,746,751.00	6,959,562,701.00	191,060,691.00	3,224,050,705.00	46.33	3,735,531,996.00
3-3-1-15-02-14-0208-134	Intervenciones integrales del hábitat	1,344,879,098.00	4,085,667.00	4,085,667.00	1,340,793,431.00	0.00	1,273,364,238.00	94.97	57,429,193.00
3-3-1-15-02-14-0471	Titulación de predios y gestión de urbanizaciones	1,344,879,098.00	4,085,667.00	4,085,667.00	1,340,793,431.00	0.00	1,273,364,238.00	94.97	57,429,193.00
3-3-1-15-02-14-0471-134	Intervenciones integrales del hábitat	572,867,034.00	27,374,555.00	42,402,010.00	530,465,024.00	1,097,950.00	470,722,217.00	88.74	59,742,807.00
3-3-1-15-02-14-7328	Mejoramiento de vivienda en sus condiciones físicas y de habitabilidad en	572,867,034.00	27,374,555.00	42,402,010.00	530,465,024.00	1,097,950.00	470,722,217.00	88.74	59,742,807.00
3-3-1-15-02-14-7328-134	Intervenciones integrales del hábitat	2,811,577,097.00	1,503,803.00	4,699,259.00	2,806,877,838.00	53,998,463.00	2,363,182,334.00	84.19	443,695,504.00
3-3-1-15-07	Eje transversal Gobierno legítimo, fortalecimiento local y eficiencia	287,157,074.00	1,503,803.00	1,503,803.00	285,653,271.00	0.00	164,852,852.00	57.71	120,800,419.00
3-3-1-15-07-42	Transparencia, gestión pública y servicio a la ciudadanía	287,157,074.00	1,503,803.00	1,503,803.00	285,653,271.00	0.00	164,852,852.00	57.71	120,800,419.00
3-3-1-15-07-42-0943	Fortalecimiento institucional para la transparencia, participación ciudadan	287,157,074.00	1,503,803.00	1,503,803.00	285,653,271.00	0.00	164,852,852.00	57.71	120,800,419.00
3-3-1-15-07-42-0943-185	Fortalecimiento a la gestión pública efectiva y eficiente	1,929,302,932.00	0.00	3,195,466.00	1,926,107,476.00	46,027,717.00	1,668,603,526.00	86.63	257,603,948.00
3-3-1-15-07-43	Modernización institucional	1,929,302,932.00	0.00	3,195,466.00	1,926,107,476.00	46,027,717.00	1,668,603,526.00	86.63	257,603,948.00
3-3-1-15-07-43-0404	Fortalecimiento institucional para aumentar la eficiencia de la gestión								

**SISTEMA DE PRESUPUESTO DISTRITAL - PREDIS
EJECUCION PRESUPUESTO
INFORME DE EJECUCION RESERVAS PRESUPUESTALES**

08-08-2019

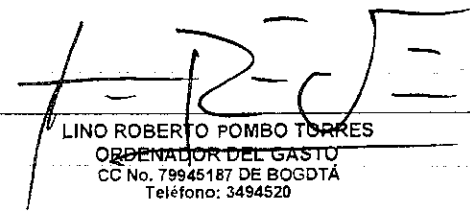
11:45

ENTIDAD:	208 - CAJA DE VIVIENDA POPULAR	MES:	JULIO
UNIDAD EJECUTORA:	01 - UNIDAD 01	VIGENCIA FISCAL:	2019

CODIGO	DESCRIPCION	RESERVA CONSTITUIDA	ANULACIONES MES	ANULACIONES ACUMULADA	RESERVAS DEFINITIVAS	AUTORIZACION DE GIRO		EJECUCION AUTORIZ.GIRO %	RESERVA SIN AUT.GIRO
						MES	ACUMULADA		
3-3-1-15-07-43-0404-189	Modernización administrativa	1.929.302.932.00	0.00	3.195.456.80	1.929.107.476.00	46,027,717.00	1.668.503.528.00	85.83	267,603,948.00
3-3-1-15-07-44	Gobierno y ciudadanía digital	595.117.091.80	0.00	0.00	595.117.091.80	7.978,746.00	528.825.954.00	89.03	65,291,137.00
3-3-1-15-07-44-1174	Fortalecimiento de las tecnologías de información y la comunicación	595.117.091.00	0.80	8.08	595.117.091.80	7.978,746.00	529,825,954.80	89.03	65,291,137.00
3-3-1-15-07-44-1174-192	Fortalecimiento institucional a través del uso de TIC	595.117.091.00	0.00	0.00	595.117.091.80	7.970,746.80	529,825,954.88	89.00	65,291,137.00



AUDREY ALVAREZ BUSTOS
RESPONSABLE DEL PRESUPUESTO
CC No. 52324396 DE BOGOTÁ D.C.
Teléfono: 3494520



LINO ROBERTO POMBO TORRES
ORDENADOR DEL GASTO
CC No. 79945187 DE BOGOTÁ
Teléfono: 3494520

SISTEMA DE PRESUPUESTO DISTRITAL - PREDIS
EJECUCION PRESUPUESTO
INFORME DE EJECUCION DEL PRESUPUESTO DE GASTOS E INVERSIONES

08-08-2019

11:44

ENTIDAD: 208 - CAJA DE VIVIENDA POPULAR		MES: JULIO											
UNIDAD EJECUTORA: 01 - UNIDAD 01		VIGENCIA FISCAL: 2019											
RUBRO PRESUPUESTAL		APROPIACION						TOTAL COMPROMISOS		EJECUC. PRESUP.	AUTORIZACION DE GIRO		EJEC. AUT. GIRO %
CODIGO	NOMBRE	INICIAL	MODIFICACIONES		VIGENTE	SUSPENSION	DISPONIBLE	MES	ACUMULADO	(11=10/8)	MES	ACUMULADO	(14=13/8)
			MES	ACUMULADO									
1	2	3	4	5	6=(3+5)	7	8=(6-7)	9	10	(11=10/8)	12	13	(14=13/8)
3	GASTOS	99,651,978,000.00	0.00	-405,879,515.00	99,246,098,485.00	0.00	99,246,098,485.00	19,766,157,480.00	63,681,766,681.00	64.17	4,910,495,775.00	26,236,247,811.00	26.44
3-1	GASTOS DE FUNCIONAMIENTO	11,188,914,000.00	0.00	0.00	11,188,914,000.00	0.00	11,188,914,000.00	619,448,124.00	7,422,055,903.00	66.33	662,238,502.00	5,763,779,034.00	51.51
3-1-1	Gastos de personal	7,375,914,000.00	0.00	-28,845,831.00	7,347,068,169.00	0.00	7,347,068,169.00	551,362,911.00	4,335,707,245.00	59.01	551,362,911.00	4,331,758,245.00	58.96
3-1-1-01	Planta de personal permanente	6,707,481,000.00	0.00	-28,845,831.00	6,678,635,169.00	0.00	6,678,635,169.00	529,986,967.00	4,032,060,089.00	60.37	529,986,967.00	4,026,111,089.00	60.31
3-1-1-01-01	Factores constitutivos de salario	5,039,162,000.00	-3,900,986.00	-92,435,880.00	4,946,726,120.00	0.00	4,946,726,120.00	365,614,946.00	2,815,782,930.00	56.92	365,614,946.00	2,815,782,930.00	56.92
3-1-1-01-01-01	Factores salariales comunes	4,088,557,000.00	-3,900,986.00	-92,435,880.00	3,996,121,120.00	0.00	3,996,121,120.00	294,479,418.00	2,312,375,263.00	57.87	294,479,418.00	2,312,375,263.00	57.87
3-1-1-01-01-01-0001	Sueldo básico	2,526,753,000.00	-3,900,986.00	-63,590,049.00	2,463,162,951.00	0.00	2,463,162,951.00	228,310,983.00	1,512,717,248.00	61.41	228,310,983.00	1,512,717,248.00	61.41
3-1-1-01-01-01-0002	Auxilio de maternidad y paternidad	26,033,000.00	0.00	0.00	26,033,000.00	0.00	26,033,000.00	0.00	0.00	0.00	0.00	0.00	0.00
3-1-1-01-01-01-0003	Auxilio de incapacidad	50,503,000.00	0.00	0.00	50,503,000.00	0.00	50,503,000.00	0.00	0.00	0.00	0.00	0.00	0.00
3-1-1-01-01-01-0004	Gastos de representación	421,950,000.00	0.00	0.00	421,950,000.00	0.00	421,950,000.00	36,050,447.00	244,793,095.00	56.01	36,050,447.00	244,793,095.00	56.01
3-1-1-01-01-01-0005	Horas Extras, Dominicales, Festivos, Recargo Nocturno y Trabajo Suplementario	19,612,000.00	0.00	0.00	19,612,000.00	0.00	19,612,000.00	942,274.00	6,035,825.00	30.78	942,274.00	6,035,825.00	30.78
3-1-1-01-01-01-0006	Auxilio de transporte	19,467,000.00	0.00	0.00	19,467,000.00	0.00	19,467,000.00	1,452,247.00	9,324,783.00	47.90	1,452,247.00	9,324,783.00	47.90
3-1-1-01-01-01-0007	Subsidio de alimentación	16,573,000.00	0.00	0.00	16,573,000.00	0.00	16,573,000.00	900,543.00	5,782,332.00	34.89	900,543.00	5,782,332.00	34.89
3-1-1-01-01-01-0008	Bonificación por servicios prestados	94,613,000.00	0.00	0.00	94,613,000.00	0.00	94,613,000.00	10,395,564.00	43,762,889.00	46.25	10,395,564.00	43,762,889.00	46.25
3-1-1-01-01-01-0009	Prima de servicios	392,400,000.00	0.00	0.00	392,400,000.00	0.00	392,400,000.00	610,764.00	363,284,907.00	92.58	610,764.00	363,284,907.00	92.58
3-1-1-01-01-01-0010	Prima de navidad	351,787,000.00	0.00	-28,845,831.00	322,941,169.00	0.00	322,941,169.00	0.00	23,517,102.00	7.28	0.00	23,517,102.00	7.28
3-1-1-01-01-01-0011	Prima de vacaciones	166,866,000.00	0.00	0.00	166,866,000.00	0.00	166,866,000.00	15,816,596.00	103,157,102.00	61.09	15,816,596.00	103,157,102.00	61.09
3-1-1-01-01-02	Factores salariales especiales	950,605,000.00	0.00	0.00	950,605,000.00	0.00	950,605,000.00	71,135,528.00	503,407,647.00	52.96	71,135,528.00	503,407,647.00	52.96
3-1-1-01-01-02-0001	Prima de antigüedad	74,512,000.00	0.00	0.00	74,512,000.00	0.00	74,512,000.00	3,309,767.00	25,578,833.00	34.33	3,309,767.00	25,578,833.00	34.33
3-1-1-01-01-02-0002	Prima Técnica	876,093,000.00	0.00	0.00	876,093,000.00	0.00	876,093,000.00	67,625,761.00	477,828,814.00	54.54	67,625,761.00	477,828,814.00	54.54
3-1-1-01-02	Contribuciones inherentes a la nómina	1,598,447,000.00	0.00	0.00	1,598,447,000.00	0.00	1,598,447,000.00	162,765,188.00	1,108,352,304.00	69.34	162,765,188.00	1,104,403,304.00	69.09

SISTEMA DE PRESUPUESTO DISTRITAL - PREDIS
EJECUCION PRESUPUESTO
INFORME DE EJECUCION DEL PRESUPUESTO DE GASTOS E INVERSIONES

08-08-2019
11:44

ENTIDAD: 208 - CAJA DE VIVIENDA POPULAR		MES: JULIO											
UNIDAD EJECUTORA: 01 - UNIDAD 01		VIGENCIA FISCAL: 2019											
RUBRO PRESUPUESTAL		APROPIACION						TOTAL COMPROMISOS		EJECUC. PRESUP.	AUTORIZACION DE GIRO		EJEC. AUT. GIRO %
CODIGO	NOMBRE	INICIAL	MODIFICACIONES		VIGENTE	SUSPENSION	DISPONIBLE	MES	ACUMULADO	(11=10/8)	MES	ACUMULADO	(14=13/8)
1	2	3	MES 4	ACUMULADO 5	6=(3+5)	7	8=(6-7)	9	10	11	12	13	14
3-1-1-01-02-01	Aportes a la seguridad social en pensiones	477,342,000.00	0.00	0.00	477,342,000.00	0.00	477,342,000.00	38,801,500.00	274,348,825.00	57.47	38,801,500.00	274,348,825.00	57.47
3-1-1-01-02-01-0001	Aportes a la seguridad social en pensiones públicas	216,224,000.00	0.00	0.00	216,224,000.00	0.00	216,224,000.00	18,950,800.00	137,063,050.00	63.39	18,950,800.00	137,063,050.00	63.39
3-1-1-01-02-01-0002	Aportes a la seguridad social en pensiones privadas	261,118,000.00	0.00	0.00	261,118,000.00	0.00	261,118,000.00	19,850,700.00	137,285,775.00	52.58	19,850,700.00	137,285,775.00	52.58
3-1-1-01-02-02	Aportes a la seguridad social en salud	310,377,000.00	0.00	0.00	310,377,000.00	0.00	310,377,000.00	27,484,400.00	194,441,636.00	62.65	27,484,400.00	194,441,636.00	62.65
3-1-1-01-02-02-0002	Aportes a la seguridad social en salud privada	310,377,000.00	0.00	0.00	310,377,000.00	0.00	310,377,000.00	27,484,400.00	194,441,636.00	62.65	27,484,400.00	194,441,636.00	62.65
3-1-1-01-02-03	Aportes de cesantías	402,237,000.00	0.00	0.00	402,237,000.00	0.00	402,237,000.00	31,959,788.00	337,883,243.00	84.00	31,959,788.00	337,883,243.00	84.00
3-1-1-01-02-03-0001	Aportes de cesantías a fondos públicos	237,438,000.00	0.00	23,000,000.00	260,438,000.00	0.00	260,438,000.00	31,959,788.00	201,512,256.00	77.37	31,959,788.00	201,512,256.00	77.37
3-1-1-01-02-03-0002	Aportes de cesantías a fondos privados	164,799,000.00	0.00	-23,000,000.00	141,799,000.00	0.00	141,799,000.00	0.00	136,370,987.00	96.17	0.00	136,370,987.00	96.17
3-1-1-01-02-04	Aportes a cajas de compensación familiar	168,814,000.00	0.00	0.00	168,814,000.00	0.00	168,814,000.00	27,317,100.00	124,890,400.00	73.98	27,317,100.00	123,135,400.00	72.94
3-1-1-01-02-04-0001	Compensar	168,814,000.00	0.00	0.00	168,814,000.00	0.00	168,814,000.00	27,317,100.00	124,890,400.00	73.98	27,317,100.00	123,135,400.00	72.94
3-1-1-01-02-05	Aportes generales al sistema de riesgos laborales	28,672,000.00	0.00	0.00	28,672,000.00	0.00	28,672,000.00	3,053,500.00	20,656,000.00	72.05	3,053,500.00	20,658,000.00	72.05
3-1-1-01-02-05-0002	Aportes generales al sistema de riesgos laborales privados	28,672,000.00	0.00	0.00	28,672,000.00	0.00	28,672,000.00	3,053,500.00	20,658,000.00	72.05	3,053,500.00	20,658,000.00	72.05
3-1-1-01-02-06	Aportes al IC8F	126,603,000.00	0.00	0.00	126,603,000.00	0.00	126,603,000.00	20,488,500.00	93,672,800.00	73.99	20,488,500.00	92,356,400.00	72.95
3-1-1-01-02-06-0001	Aportes al IC8F de funcionarios	126,603,000.00	0.00	0.00	126,603,000.00	0.00	126,603,000.00	20,488,500.00	93,672,800.00	73.99	20,488,500.00	92,356,400.00	72.95
3-1-1-01-02-07	Aportes al SENA	84,402,000.00	0.00	0.00	84,402,000.00	0.00	84,402,000.00	13,660,400.00	62,457,400.00	74.00	13,660,400.00	61,579,900.00	72.96
3-1-1-01-02-07-0001	Aportes al SENA de funcionarios	84,402,000.00	0.00	0.00	84,402,000.00	0.00	84,402,000.00	13,660,400.00	62,457,400.00	74.00	13,660,400.00	61,579,900.00	72.96
3-1-1-01-03	Remuneraciones no constitutivas de factor salarial	69,672,000.00	3,900,966.00	63,590,049.00	133,462,049.00	0.00	133,462,049.00	1,606,833.00	107,924,855.00	80.87	1,606,833.00	107,924,855.00	60.87
3-1-1-01-03-01	Indemnización por vacaciones	0.00	3,900,966.00	63,590,049.00	63,590,049.00	0.00	63,590,049.00	0.00	59,246,496.00	93.17	0.00	59,246,496.00	93.17
3-1-1-01-03-02	Bonificación por recreación	13,217,000.00	0.00	0.00	13,217,000.00	0.00	13,217,000.00	1,342,753.00	8,096,241.00	61.26	1,342,753.00	8,096,241.00	61.26

SISTEMA DE PRESUPUESTO DISTRITAL - PREDIS
EJECUCION PRESUPUESTO
INFORME DE EJECUCION DEL PRESUPUESTO DE GASTOS E INVERSIONES

08-08-2019

11:44

ENTIDAD: 208 - CAJA DE VIVIENDA POPULAR		MES: JULIO											
UNIDAD EJECUTORA: 01 - UNIDAD 01		VIGENCIA FISCAL: 2019											
RUBRO PRESUPUESTAL		APROPIACION						TOTAL COMPROMISOS		EJEC. PRESUP.	AUTORIZACION DE GIRO		EJEC. AUT. GIRO %
CODIGO	NOMBRE	INICIAL	MODIFICACIONES		VIGENTE	SUSPENSION	DISPONIBLE	MES	ACUMULADO	(11=18/8)	MES	ACUMULADO	(14=13/8)
			MES	ACUMULADO									
1	2	3	4	5	6=(3+5)	7	8=(5-7)	9	10	11=18/8	12	13	14=13/8
3-1-1-01-03-05	Reconocimiento por permanencia en el servicio publico - Bogotá D.C.	53,337,000.00	0.00	0.00	53,337,000.00	0.00	53,337,000.00	0.00	38,791,984.00	72.73	0.00	38,791,984.00	72.73
3-1-1-01-03-06	Prma Secretarial	3,318,000.00	0.00	0.00	3,318,000.00	0.00	3,318,000.00	264,060.00	1,790,134.00	53.95	264,080.00	1,790,134.00	53.95
3-1-1-03	Trabajadores Oficiales	666,433,000.00	0.00	0.00	668,433,000.00	0.00	668,433,000.00	21,375,944.00	303,647,156.00	45.43	21,375,944.00	303,647,156.00	45.43
3-1-1-03-01	Factores constitutivos de salario	380,276,000.00	-3,405,000.00	-58,150,711.00	322,125,289.00	0.00	322,125,289.00	12,484,130.00	131,366,403.00	40.78	12,484,130.00	131,366,403.00	40.78
3-1-1-03-01-01	Factores salariales comunes	305,947,000.00	0.00	-30,745,711.00	275,201,289.00	0.00	275,201,289.00	11,790,745.00	99,953,314.00	36.32	11,790,745.00	99,953,314.00	36.32
3-1-1-03-01-01-0001	Sueldo Trabajadores Oficiales	195,947,000.00	0.00	-16,795,711.00	179,151,289.00	0.00	179,151,289.00	9,905,506.00	73,405,832.00	40.97	9,905,506.00	73,405,832.00	40.97
3-1-1-03-01-01-0005	Auxilio de transporte	1,547,000.00	0.00	3,550,000.00	5,097,000.00	0.00	5,097,000.00	366,487.00	2,603,693.00	51.08	366,487.00	2,603,693.00	51.08
3-1-1-03-01-01-0006	Subsidio de alimentación	16,573,000.00	0.00	2,500,000.00	19,073,000.00	0.00	19,073,000.00	1,519,752.00	10,389,846.00	54.47	1,519,752.00	10,389,846.00	54.47
3-1-1-03-01-01-0007	Prima de navidad	62,080,000.00	0.00	-20,000,000.00	42,080,000.00	0.00	42,080,000.00	0.00	1,885,738.00	4.48	0.00	1,885,738.00	4.48
3-1-1-03-01-01-0008	Prima de vacaciones	29,800,000.00	0.00	0.00	29,800,000.00	0.00	29,800,000.00	0.00	11,668,205.00	39.16	0.00	11,668,205.00	39.16
3-1-1-03-01-02	Factores salariales especiales	74,329,000.00	-3,405,000.00	-27,405,000.00	46,924,000.00	0.00	46,924,000.00	693,386.00	31,413,089.00	66.94	693,385.00	31,413,089.00	66.94
3-1-1-03-01-02-0001	Prima de antigüedad	6,471,000.00	0.00	0.00	6,471,000.00	0.00	6,471,000.00	693,385.00	5,030,868.00	77.74	693,385.00	5,030,868.00	77.74
3-1-1-03-01-02-0002	Prima Semestral	67,858,000.00	-3,405,000.00	-27,405,000.00	40,453,000.00	0.00	40,453,000.00	0.00	26,382,221.00	65.22	0.00	26,382,221.00	65.22
3-1-1-03-02	Contribuciones inherentes a la nómina	266,774,000.00	3,405,000.00	23,405,000.00	290,179,000.00	0.00	290,179,000.00	7,796,100.00	153,768,920.00	52.99	7,796,100.00	153,768,920.00	52.99
3-1-1-03-02-01	Aportes a la seguridad social en pensiones	38,157,000.00	0.00	0.00	38,157,000.00	0.00	38,157,000.00	1,271,800.00	9,745,250.00	25.54	1,271,800.00	9,745,250.00	25.54
3-1-1-03-02-01-0001	Aportes a la seguridad social en pensiones publicas	38,157,000.00	0.00	0.00	38,157,000.00	0.00	38,157,000.00	1,271,800.00	9,745,250.00	25.54	1,271,800.00	9,745,250.00	25.54
3-1-1-03-02-02	Aportes a la seguridad social en salud	54,772,000.00	0.00	0.00	54,772,000.00	0.00	54,772,000.00	901,000.00	6,903,924.00	12.60	901,000.00	6,903,924.00	12.60
3-1-1-03-02-02-0002	Aportes a la seguridad social en salud privada	54,772,000.00	0.00	0.00	54,772,000.00	0.00	54,772,000.00	901,000.00	6,903,924.00	12.60	901,000.00	6,903,924.00	12.60
3-1-1-03-02-03	Aportes de cesantías	101,759,000.00	3,405,000.00	23,405,000.00	125,164,000.00	0.00	125,164,000.00	3,609,300.00	124,424,646.00	99.41	3,609,300.00	124,424,646.00	99.41

SISTEMA DE PRESUPUESTO DISTRITAL - PREDIS
EJECUCION PRESUPUESTO
INFORME DE EJECUCION DEL PRESUPUESTO DE GASTOS E INVERSIONES

08-08-2019

11:44

ENTIDAD: 208 - CAJA DE VIVIENDA POPULAR		MES: JULIO											
UNIDAD EJECUTORA: 01 - UNIDAD 01		VIGENCIA FISCAL: 2019											
RUBRO PRESUPUESTAL		APROPIACION						TOTAL COMPROMISOS		EJECUC. PRESUP.	AUTORIZACION DE GIRO		EJEC. AUT. GIRO %
CODIGO	NOMBRE	INICIAL	MODIFICACIONES		VIGENTE	SUSPENSION	DISPONIBLE	MES	ACUMULADO	(11=10/8)	MES	ACUMULADO	(14=13/8)
			MES	ACUMULADO									
1	2	3	4	5	6=(3+5)	7	8=(6-7)	9	10	11	12	13	14
3-1-1-03-02-03-0001	Aportes de cesantías a fondos públicos	10,759,000.00	3,405,000.00	23,405,000.00	125,164,000.00	0.00	125,164,000.00	3,609,300.00	124,424,646.00	99.41	3,609,300.00	124,424,646.00	99.41
3-1-1-03-02-04	Aportes a cajas de compensación familiar	29,791,000.00	0.00	0.00	29,791,000.00	0.00	29,791,000.00	274,100.00	3,081,200.00	10.34	274,100.00	3,081,200.00	10.34
3-1-1-03-02-04-0001	Compensar	29,791,000.00	0.00	0.00	29,791,000.00	0.00	29,791,000.00	274,100.00	3,081,200.00	10.34	274,100.00	3,081,200.00	10.34
3-1-1-03-02-05	Aportes generales al sistema de riesgos laborales	5,060,000.00	0.00	0.00	5,060,000.00	0.00	5,060,000.00	63,800.00	472,000.00	9.33	63,800.00	472,000.00	9.33
3-1-1-03-02-05-0002	Aportes generales al sistema de riesgos laborales privados	5,060,000.00	0.00	0.00	5,060,000.00	0.00	5,060,000.00	63,800.00	472,000.00	9.33	63,800.00	472,000.00	9.33
3-1-1-03-02-06	Aportes al ICBF	22,340,000.00	0.00	0.00	22,340,000.00	0.00	22,340,000.00	1,005,600.00	5,484,600.00	24.55	1,005,600.00	5,484,600.00	24.55
3-1-1-03-02-06-0001	Aportes al ICBF de funcionarios	22,340,000.00	0.00	0.00	22,340,000.00	0.00	22,340,000.00	1,005,600.00	5,484,600.00	24.55	1,005,600.00	5,484,600.00	24.55
3-1-1-03-02-07	Aportes al SENA	14,895,000.00	0.00	0.00	14,895,000.00	0.00	14,895,000.00	670,500.00	3,657,300.00	24.55	670,500.00	3,657,300.00	24.55
3-1-1-03-02-07-0001	Aportes al SENA de funcionarios	14,895,000.00	0.00	0.00	14,895,000.00	0.00	14,895,000.00	670,500.00	3,657,300.00	24.55	670,500.00	3,657,300.00	24.55
3-1-1-03-03	Remuneraciones no constitutivas de factor salarial	21,383,000.00	0.00	34,745,711.00	56,128,711.00	0.00	56,128,711.00	1,095,714.00	18,511,833.00	32.98	1,095,714.00	18,511,833.00	32.98
3-1-1-03-03-01	Indemnización por vacaciones	0.00	0.00	10,745,711.00	10,745,711.00	0.00	10,745,711.00	0.00	10,745,711.00	100.00	0.00	10,745,711.00	100.00
3-1-1-03-03-02	Bonificación por recreación	2,333,000.00	0.00	0.00	2,333,000.00	0.00	2,333,000.00	0.00	423,396.00	18.15	0.00	423,396.00	18.15
3-1-1-03-03-04	Beneficios convencionales	19,050,000.00	0.00	24,000,000.00	43,050,000.00	0.00	43,050,000.00	1,095,714.00	7,342,726.00	17.06	1,095,714.00	7,342,726.00	17.06
3-1-2	Adquisición de bienes y servicios	3,812,900,000.00	0.00	17,500,000.00	3,830,400,000.00	0.00	3,830,400,000.00	68,065,213.00	3,075,002,827.00	80.28	310,875,591.00	1,420,674,956.00	37.09
3-1-2-02	Adquisiciones diferentes de activos no financieros	3,812,900,000.00	0.00	17,500,000.00	3,830,400,000.00	0.00	3,830,400,000.00	68,065,213.00	3,075,002,827.00	80.28	310,875,591.00	1,420,674,956.00	37.09
3-1-2-02-01	Materiales y suministros	101,989,000.00	0.00	0.00	101,989,000.00	0.00	101,989,000.00	0.00	63,727,726.00	62.48	14,530,607.00	16,404,725.00	16.08
3-1-2-02-01-01	Productos alimenticios, bebidas y tabaca, textiles, prendas de vestir y productos de cuero	29,973,000.00	0.00	0.00	29,973,000.00	0.00	29,973,000.00	0.00	27,881,825.00	93.02	8,955,967.00	8,955,967.00	29.88
3-1-2-02-01-01-0005	Dotación (prendas de vestir y calzado)	29,973,000.00	0.00	0.00	29,973,000.00	0.00	29,973,000.00	0.00	27,881,825.00	93.02	8,955,967.00	8,955,967.00	29.88
3-1-2-02-01-02	Otros bienes transportables (excepto productos metálicos, maquinaria y equipo	71,139,000.00	0.00	0.00	71,139,000.00	0.00	71,139,000.00	0.00	34,968,900.00	49.16	4,697,640.00	6,571,756.00	9.24

SISTEMA DE PRESUPUESTO DISTRITAL - PREDIS
EJECUCION PRESUPUESTO
INFORME DE EJECUCION DEL PRESUPUESTO DE GASTOS E INVERSIONES

08-08-2019

11:44

ENTIDAD:		208 - CAJA DE VIVIENDA POPULAR		MES:		JULIO							
UNIDAD EJECUTORA:		01 - UNIDAD 01		VIGENCIA FISCAL:		2019							
RUBRO PRESUPUESTAL		APROPIACION						TOTAL COMPROMISOS		EJECUC. PRESUP.	AUTORIZACION DE GIRO		EJEC. AUT. GIRO %
CODIGO	NOMBRE	INICIAL	MODIFICACIONES		VIGENTE	SUSPENSION	DISPONIBLE	MES	ACUMULADO	(11=10/8)	MES	ACUMULADO	(14=13/8)
			MES	ACUMULADO									
1	2	3	4	5	6=(3+5)	7	8=(6-7)	9	10	11=10/8	12	13	14=(13/8)
3-1-2-02-01-02-0002	Pasta o pulpa, papel y productos de papel, impresos y artículos relacionados	36,284,000.00	0.00	0.00	36,284,000.00	0.00	36,284,000.00	0.00	28,323,900.00	78.06	2,926,556.00	2,966,456.00	8.18
3-1-2-02-01-02-0003	Productos de hornos de coque, de refinación de petróleo y combustible	6,700,000.00	0.00	0.00	5,700,000.00	0.00	5,700,000.00	0.00	5,700,000.00	100.00	826,084.00	2,660,302.00	46.67
3-1-2-02-01-02-0005	Otros productos químicos, fibras artificiales (o fibras industriales hechas por el hombre)	27,716,000.00	0.00	0.00	27,716,000.00	0.00	27,716,000.00	0.00	0.00	0.00	0.00	0.00	0.00
3-1-2-02-01-02-0006	Productos de caucho y plástico	494,000.00	0.00	0.00	494,000.00	0.00	494,000.00	0.00	0.00	0.00	0.00	0.00	0.00
3-1-2-02-01-02-0008	Muebles, otros bienes transportables n.c.p.	945,000.00	0.00	0.00	945,000.00	0.00	945,000.00	0.00	945,000.00	100.00	945,000.00	945,000.00	100.00
3-1-2-02-01-03	Productos metálicos	877,000.00	0.00	0.00	877,000.00	0.00	877,000.00	0.00	877,000.00	100.00	877,000.00	877,000.00	100.00
3-1-2-02-01-03-0005	Maquinaria de oficina, contabilidad e informática	877,000.00	0.00	0.00	877,000.00	0.00	877,000.00	0.00	877,000.00	100.00	877,000.00	877,000.00	100.00
3-1-2-02-02	Adquisición de servicios	3,710,911,000.00	0.00	17,500,000.00	3,728,411,000.00	0.00	3,728,411,000.00	66,086,213.00	3,011,275,101.00	80.77	296,344,984.00	1,404,270,233.00	37.66
3-1-2-02-02-01	Servicios de venta y de distribución, alojamiento, servicios de suministro de comidas y bebidas, servicios de transporte, y servicios de distribución de electricidad, gas y agua	62,974,000.00	0.00	0.00	62,974,000.00	0.00	62,974,000.00	118,400.00	58,443,100.00	92.81	4,232,166.00	24,862,127.00	39.48
3-1-2-02-02-01-0002	Servicios de transporte de pasajeros	5,500,000.00	0.00	0.00	5,500,000.00	0.00	5,500,000.00	118,400.00	969,100.00	17.62	118,400.00	969,100.00	17.62
3-1-2-02-02-01-0006	Servicios postales y de mensajería	57,474,000.00	0.00	0.00	57,474,000.00	0.00	57,474,000.00	0.00	57,474,000.00	100.00	4,113,766.00	23,893,027.00	41.57
3-1-2-02-02-01-0006-001	Servicios de mensajería	57,474,000.00	0.00	0.00	57,474,000.00	0.00	57,474,000.00	0.00	57,474,000.00	100.00	4,113,766.00	23,893,027.00	41.57
3-1-2-02-02-02	Servicios financieros y servicios conexos, servicios inmobiliarios y servicios de leasing	280,774,000.00	0.00	0.00	280,774,000.00	0.00	280,774,000.00	0.00	0.00	0.00	0.00	0.00	0.00
3-1-2-02-02-02-0001	Servicios financieros y servicios conexos	280,774,000.00	0.00	0.00	280,774,000.00	0.00	280,774,000.00	0.00	0.00	0.00	0.00	0.00	0.00
3-1-2-02-02-02-0001-007	Servicios de seguros de vehículos automotores	5,442,000.00	0.00	0.00	5,442,000.00	0.00	5,442,000.00	0.00	0.00	0.00	0.00	0.00	0.00
3-1-2-02-02-02-0001-008	Servicios de seguros contra incendio, terremoto o sustracción	54,009,000.00	0.00	0.00	54,009,000.00	0.00	54,009,000.00	0.00	0.00	0.00	0.00	0.00	0.00
3-1-2-02-02-02-0001-009	Servicios de seguros generales de responsabilidad civil	148,456,000.00	0.00	0.00	148,456,000.00	0.00	148,456,000.00	0.00	0.00	0.00	0.00	0.00	0.00
3-1-2-02-02-02-0001-010	Servicios de seguro obligatorio de accidentes de tránsito (SOAT)	628,000.00	0.00	0.00	628,000.00	0.00	628,000.00	0.00	0.00	0.00	0.00	0.00	0.00
3-1-2-02-02-02-0001-012	Otros servicios de seguros distintos de los seguros de vida n.c.p.	72,239,000.00	0.00	0.00	72,239,000.00	0.00	72,239,000.00	0.00	0.00	0.00	0.00	0.00	0.00

SISTEMA DE PRESUPUESTO DISTRITAL - PREDIS
EJECUCION PRESUPUESTO
INFDRME DE EJECUCION DEL PRESUPUESTO DE GASTOS E INVERSIONES

08-08-2019

11:44

ENTIDAD:		208 - CAJA DE VIVIENDA POPULAR		MES:		JULIO		VIGENCIA FISCAL:		2019		EJEC. AUT. GIRO		EJEC. AUT. GIRO %	
UNIDAD EJECUTORA:		01 - UNIDAD 01		RUBRO PRESUPUESTAL		APROPIACION			TOTAL COMPROMISOS		EJECUC. PRESUP.	AUTORIZACION DE GIRO		EJEC. AUT. GIRO %	
CDDIGD	NOMBRE	INICIAL	MODIFICACIONES		VIGENTE	SUSPENSION	DISPONIBLE	MES	ACUMULADO	(11=10/8)	MES	ACUMULADO	(14=13/8)		
1	2	3	MES 4	ACUMULADO 5	6=(3+5)	7	8=(6-7)	9	10	(11=10/8)	12	13	(14=13/8)		
3-1-2-02-02-03	Servicios prestados a las empresas y servicios de producción	2,933,520,000.00	0.00	17,500,000.00	2,951,020,000.00	0.00	2,951,020,000.00	54,017,563.00	2,673,481,201.00	90.60	258,993,866.00	1,251,043,891.00	42.39		
3-1-2-02-02-03-0002	Servicios jurídicos y contables	2,900,000.00	0.00	0.00	2,900,000.00	0.00	2,900,000.00	244,188.00	607,426.00	20.95	244,188.00	607,426.00	20.95		
3-1-2-02-02-03-0002-001	Servicios de documentación y certificación jurídica	2,900,000.00	0.00	0.00	2,900,000.00	0.00	2,900,000.00	244,188.00	607,426.00	20.95	244,188.00	607,426.00	20.95		
3-1-2-02-02-03-0003	Otros servicios profesionales, científicos y técnicos	2,146,200,000.00	0.00	17,500,000.00	2,163,700,000.00	0.00	2,163,700,000.00	35,253,000.00	2,075,225,000.00	95.91	189,199,500.00	1,022,354,648.00	47.25		
3-1-2-02-02-03-0003-001	Servicios de consultoría en administración y servicios de gestión; servicios de tecnología de la información	0.00	0.00	17,500,000.00	17,500,000.00	0.00	17,500,000.00	0.00	17,500,000.00	100.00	0.00	17,500,000.00	100.00		
3-1-2-02-02-03-0003-010	Servicios de publicidad y el suministro de espacio o tiempo publicitarios	200,000.00	0.00	0.00	200,000.00	0.00	200,000.00	0.00	0.00	0.00	0.00	0.00	0.00		
3-1-2-02-02-03-0003-013	Otros servicios profesionales y técnicos n.c.p.	2,146,000,000.00	0.00	0.00	2,146,000,000.00	0.00	2,146,000,000.00	35,253,000.00	2,057,725,000.00	95.89	189,199,500.00	1,004,854,848.00	46.82		
3-1-2-02-02-03-0004	Servicios de telecomunicaciones, transmisión y suministro de información	133,212,000.00	0.00	0.00	133,212,000.00	0.00	133,212,000.00	6,383,301.00	41,195,353.00	30.92	6,606,612.00	41,195,353.00	30.92		
3-1-2-02-02-03-0004-001	Servicios de telefonía fija	97,296,000.00	0.00	0.00	97,296,000.00	0.00	97,296,000.00	5,956,320.00	38,079,069.00	39.14	5,956,320.00	38,079,069.00	39.14		
3-1-2-02-02-03-0004-002	Servicios de telecomunicaciones móviles	12,228,000.00	0.00	0.00	12,228,000.00	0.00	12,228,000.00	223,311.00	1,527,793.00	12.49	446,622.00	1,527,793.00	12.49		
3-1-2-02-02-03-0004-004	Servicios de telecomunicaciones a través de internet	23,688,000.00	0.00	0.00	23,688,000.00	0.00	23,688,000.00	203,670.00	1,588,491.00	6.71	203,670.00	1,588,491.00	6.71		
3-1-2-02-02-03-0005	Servicios de soporte	601,328,000.00	0.00	0.00	601,328,000.00	0.00	601,328,000.00	7,600,000.00	538,193,748.00	89.50	61,835,192.00	185,655,690.00	30.87		
3-1-2-02-02-03-0005-001	Servicios de protección (guardas de seguridad)	372,036,000.00	0.00	0.00	372,036,000.00	0.00	372,036,000.00	0.00	347,206,892.00	93.33	44,468,579.00	104,275,057.00	28.03		
3-1-2-02-02-03-0005-002	Servicios de limpieza general	215,892,000.00	0.00	0.00	215,892,000.00	0.00	215,892,000.00	0.00	183,338,746.00	84.92	17,366,513.00	81,332,523.00	37.67		
3-1-2-02-02-03-0005-003	Servicios de copia y reproducción	13,400,000.00	0.00	0.00	13,400,000.00	0.00	13,400,000.00	7,600,000.00	7,648,110.00	57.08	0.00	48,110.00	0.36		
3-1-2-02-02-03-0006	Servicios de mantenimiento, reparación e instalación (excepto servicios de construcción)	49,880,000.00	0.00	0.00	49,880,000.00	0.00	49,880,000.00	4,537,074.00	18,259,674.00	36.61	1,108,174.00	1,230,774.00	2.47		
3-1-2-02-02-03-0006-005	Servicios de mantenimiento y reparación de otra maquinaria y otro equipo	12,096,000.00	0.00	0.00	12,096,000.00	0.00	12,096,000.00	4,519,224.00	4,519,224.00	37.36	0.00	0.00	0.00		
3-1-2-02-02-03-0006-011	Servicios de mantenimiento y reparación de ascensores y escaleras mecánicas	14,448,000.00	0.00	0.00	14,448,000.00	0.00	14,448,000.00	0.00	12,000,000.00	83.06	1,090,324.00	1,090,324.00	7.55		
3-1-2-02-02-03-0006-012	Servicios de reparación de otros bienes	23,336,000.00	0.00	0.00	23,336,000.00	0.00	23,336,000.00	17,850.00	1,740,450.00	7.46	17,850.00	140,450.00	0.60		
3-1-2-02-02-04	Servicios administrativos del Gobierno	196,200,000.00	0.00	0.00	196,200,000.00	0.00	196,200,000.00	13,099,250.00	105,313,215.00	53.68	13,099,250.00	105,313,215.00	53.68		

SISTEMA DE PRESUPUESTO DISTRITAL - PREDIS
EJECUCION PRESUPUESTO
INFORME DE EJECUCION DEL PRESUPUESTO DE GASTOS E INVERSIONES

08-08-2019


11:44

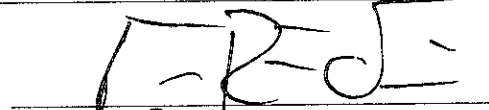
ENTIDAD:		208 - CAJA DE VIVIENDA POPULAR		MES:		JULIO							
UNIDAD EJECUTORA:		01 - UNIDAD 01		VIGENCIA FISCAL:		2019							
RUBRO PRESUPUESTAL		APROPIACION						TOTAL COMPROMISOS		EJECUC. PRESUP.	AUTORIZACION DE GIRO		EJEC. AUT. GIRO %
CODIGO	NOMBRE	INICIAL	MODIFICACIONES		VIGENTE	SUSPENSION	DISPONIBLE	MES	ACUMULADO	[11=18/8]	MES	ACUMULADO	[14=13/8]
			MES	ACUMULADO									
1	2	3	4	5	6=(3+5)	7	8=(6-7)	9	18	[11=18/8]	12	13	[14=13/8]
3-1-2-02-02-04-0001	Dtos servicios públicos generales del Gobierno n.c.p.	196.200.000.00	0.00	0.00	196.200.000.00	0.00	196.200.000.00	13,099,250.00	105,313,215.00	53.68	13,099,250.00	105,313,215.00	53.68
3-1-2-02-02-04-0001-001	Energia	159,996,000.00	0.00	0.00	159,996,000.00	0.00	159,996,000.00	13,099,250.00	91,899,370.00	57.44	13,099,250.00	91,899,370.00	57.44
3-1-2-02-02-04-0001-002	Acueducto y alcantarillado	23,604,000.00	0.00	0.00	23,604,000.00	0.00	23,604,000.00	0.00	11,007,906.00	46.64	0.00	11,007,906.00	46.64
3-1-2-02-02-04-0001-003	Aseo	12,600,000.00	0.00	0.00	12,600,000.00	0.00	12,600,000.00	0.00	2,405,939.00	19.09	0.00	2,405,939.00	19.09
3-1-2-02-02-06	Capacitación	48,680,000.00	0.00	0.00	48,680,000.00	0.00	48,680,000.00	850,000.00	47,945,000.00	98.49	850,000.00	850,000.00	1.75
3-1-2-02-02-07	Bienestar e incentivos	146,704,000.00	0.00	0.00	146,704,000.00	0.00	146,704,000.00	0.00	122,291,945.00	83.36	19,169,902.00	21,164,360.00	14.43
3-1-2-02-02-08	Salud Ocupacional	42,059,000.00	0.00	0.00	42,059,000.00	0.00	42,059,000.00	0.00	3,799,640.00	9.03	0.00	1,036,640.00	2.46
3-1-3	Gastos diversos	100,000.00	0.00	0.00	100,000.00	0.00	100,000.00	0.00	0.00	0.00	0.00	0.00	0.00
3-1-3-01	Impuestos	100,000.00	0.00	0.00	100,000.00	0.00	100,000.00	0.00	0.00	0.00	0.00	0.00	0.00
3-1-3-01-03	Impuesto de vehículos	100,000.00	0.00	0.00	100,000.00	0.00	100,000.00	0.00	0.00	0.00	0.00	0.00	0.00
3-1-5	Transferencias corrientes de funcionamiento	0.00	0.00	11,345,831.00	11,345,831.00	0.00	11,345,831.00	0.00	11,345,831.00	100.00	0.00	11,345,831.00	100.00
3-1-5-07	Sentencias y conciliaciones	0.00	0.00	11,345,831.00	11,345,831.00	0.00	11,345,831.00	0.00	11,345,831.00	100.00	0.00	11,345,831.00	100.00
3-1-5-07-01	Sentencias	0.00	0.00	11,345,831.00	11,345,831.00	0.00	11,345,831.00	0.00	11,345,831.00	100.00	0.00	11,345,831.00	100.00
3-3	INVERSIÓN	88,463,064,000.00	0.00	-405,879,515.00	88,057,184,485.00	0.00	88,057,184,485.00	19,166,709,356.00	56,259,710,778.00	63.89	4,048,257,273.00	20,472,468,777.00	23.25
3-3-1	DIRECTA	88,463,064,000.00	0.00	-405,879,515.00	88,057,184,485.00	0.00	88,057,184,485.00	19,166,709,356.00	56,259,710,778.00	63.89	4,048,257,273.00	20,472,468,777.00	23.25
3-3-1-15	Bogotá Mejor Para Todos	86,463,064,000.00	0.00	-405,879,515.00	86,057,184,485.00	0.00	86,057,184,485.00	19,166,709,356.00	56,259,710,778.00	63.89	4,048,257,273.00	20,472,468,777.00	23.25
3-3-1-15-01	Pilar Igualdad de calidad de vida	37,079,436,000.00	0.00	-150,000,000.00	36,929,436,000.00	0.00	36,929,436,000.00	6,238,697,112.00	21,231,842,566.00	57.49	1,511,438,368.00	8,897,009,042.00	24.09
3-3-1-15-01-04	Familias protegidas y adaptadas al cambio climático	37,079,436,000.00	0.00	-150,000,000.00	36,929,436,000.00	0.00	36,929,436,000.00	6,238,697,112.00	21,231,842,566.00	57.49	1,511,438,368.00	8,897,009,042.00	24.09
3-3-1-15-01-04-3075	Resentamiento de hogares localizados en zonas de alto riesgo no mitigable	37,079,436,000.00	0.00	-150,000,000.00	36,929,436,000.00	0.00	36,929,436,000.00	6,238,697,112.00	21,231,842,566.00	57.49	1,511,438,368.00	8,897,009,042.00	24.09
3-3-1-15-02	Pilar Democracia urbana	38,094,075,000.00	0.00	1,410,949,780.00	39,505,024,780.00	0.00	39,505,024,780.00	12,529,452,273.00	28,443,585,192.00	66.94	1,505,530,498.00	8,046,215,983.00	20.37
3-3-1-15-02-14	Intervenciones integrales del habitat	38,094,075,000.00	0.00	1,410,949,780.00	39,505,024,780.00	0.00	39,505,024,780.00	12,529,452,273.00	26,443,585,192.00	66.94	1,505,530,498.00	8,046,215,983.00	20.37

SISTEMA DE PRESUPUESTO DISTRITAL - PREDIS
EJECUCION PRESUPUESTO
INFORME DE EJECUCION DEL PRESUPUESTO DE GASTOS E INVERSIONES

08-08-2019
11:44

ENTIDAD:		208 - CAJA DE VIVIENDA POPULAR		MES:		JULIO		VIGENCIA FISCAL:		2019		EJEC. AUT. GIRO %	
UNIDAD EJECUTORA:		01 - UNIDAD 01		APROPRIACION		TOTAL CDM PROMISDS		EJECUC. PRESUP.		AUTORIZACION DE GIRO		EJEC. AUT. GIRO %	
CDDIGD	NOMBRE	INICIAL	MODIFICACIONES		VIGENTE	SUSPENSION	DISPONIBLE	MES	ACUMULADO	(11=10/8)	MES	ACUMULADO	(14=13/8)
			MES	ACUMULADO									
1	2	3	4	5	6=(3+5)	7	8=(6-7)	9	10	11	12	13	14
3-3-1-15-02-14-0208	Mejoramiento de barrios	20,905,133,000.00	0.00	0.00	20,905,133,000.00	0.00	20,905,133,000.00	12,318,456,248.00	16,013,639,683.00	76.60	486,509,180.00	2,575,827,707.00	12.32
3-3-1-15-02-14-0471	Titulación de predios y gestión de urbanizaciones	13,558,844,000.00	0.00	260,949,780.00	13,819,793,780.00	0.00	13,819,793,780.00	75,274,468.00	6,859,472,359.00	49.64	636,749,323.00	3,571,899,975.00	25.85
3-3-1-15-02-14-7328	Mejoramiento de vivienda en sus condiciones físicas y de habitabilidad en los asentamientos humanos priorizados en área urbana y rural	3,630,098,000.00	0.00	1,150,000,000.00	4,780,098,000.00	0.00	4,780,098,000.00	135,721,557.00	3,570,473,140.00	74.69	383,271,995.00	1,898,488,301.00	39.72
3-3-1-15-07	Eje transversal Gobierno legítimo, fortalecimiento local y eficiencia	13,289,553,000.00	0.00	-1,666,829,295.00	11,622,723,705.00	0.00	11,622,723,705.00	398,559,971.00	8,584,283,020.00	73.86	1,030,288,407.00	3,529,243,752.00	30.37
3-3-1-15-07-42	Transparencia, gestión pública y servicio a la ciudadanía	875,475,000.00	0.00	-183,859,800.00	691,615,200.00	0.00	691,615,200.00	0.00	691,615,200.00	100.00	49,790,200.00	251,989,500.00	36.43
3-3-1-15-07-42-0943	Fortalecimiento institucional para la transparencia, participación ciudadana, control y responsabilidad social y anticorrupción	875,475,000.00	0.00	-183,859,800.00	691,615,200.00	0.00	691,615,200.00	0.00	691,615,200.00	100.00	49,790,200.00	251,989,500.00	36.43
3-3-1-15-07-43	Modernización institucional	7,058,182,000.00	0.00	0.00	7,058,182,000.00	0.00	7,058,182,000.00	393,340,631.00	5,741,438,716.00	81.34	584,356,860.00	2,486,891,070.00	35.23
3-3-1-15-07-43-0404	Fortalecimiento institucional para aumentar la eficiencia de la gestión	7,058,182,000.00	0.00	0.00	7,058,182,000.00	0.00	7,058,182,000.00	393,340,631.00	5,741,438,716.00	81.34	584,356,860.00	2,486,891,070.00	35.23
3-3-1-15-07-44	Gobierno y ciudadanía digital	5,355,896,000.00	0.00	-1,482,969,495.00	3,872,926,505.00	0.00	3,872,926,505.00	5,219,340.00	2,151,229,104.00	55.55	396,141,347.00	790,363,182.00	20.41
3-3-1-15-07-44-1174	Fortalecimiento de las tecnologías de información y la comunicación	5,355,896,000.00	0.00	-1,482,969,495.00	3,872,926,505.00	0.00	3,872,926,505.00	5,219,340.00	2,151,229,104.00	55.55	396,141,347.00	790,363,182.00	20.41


AUDREY ALVAREZ BUSTOS
RESPONSABLE DEL PRESUPUESTO
 CC No. 52324396 DE BOGOTÁ D.C.
 Teléfono: 3494520


LINO ROBERTO POMBO TORRES
DIRECTOR GENERAL
 CC No. 79945187 DE BOGOTÁ
 Teléfono: 3494520

RESERVAS PRESUPUESTALES

Presupuesto de Rentas e Ingresos

Entidad

CAJA DE LA VIVIENDA POPULAR

FECHA

31 DE JULIO DE 2019


 ALCALDÍA MAYOR
 DE BOGOTÁ D.C.
 HABITAT
 Caja de Vivienda Popular

Código	Concepto	Recursos que respaldan las Reservas Constituidas ^{1/}	Modificaciones ^{2/}	Recursos que respaldan las Reservas Definitivas ^{3/}	Recaudo Mes	Recaudo Acumulado	% Ejec.
2-4	Recursos de Capital	8.203.673.481	0	8.203.673.481	152.742.589	4.876.267.019	59,4%
2-4-1	Recursos del Balance	8.203.673.481	0	8.203.673.481	152.742.589	4.876.267.019	
2-4-1-05	Recursos Reservas	8.203.673.481	0	8.203.673.481	152.742.589	4.876.267.019	
TOTAL		8.203.673.481	0	8.203.673.481	152.742.589	4.876.267.019	59,4%
2-2-4	Aportes Distrito	12.137.578.040	814.559.500	11.323.018.540	242.281.145	7.740.496.670	68,4%
2-2-4-01	Aporte Ordinario			0			
2-2-4-02	Vigencia Anterior	12.137.578.040	814.559.500	11.323.018.540	242.281.145	7.740.496.670	68,4%
2-2-4-01-02	Reservas	12.137.578.040	814.559.500	11.323.018.540	242.281.145	7.740.496.670	68,4%
2-2-4-01-02-01	Reservas SGP Salud						
2-2-4-01-04	Reservas SGP Propósito General						
2-2-4-01-05	IVA Cedido de Licores						
2-2-4-01-06	IVA Telefonía Móvil						
TOTAL		12.137.578.040	814.559.500	11.323.018.540	242.281.145	7.740.496.670	68,4%
TOTAL RECURSOS FINANCIACIÓN RESERVAS		20.341.251.521	814.559.500	19.526.692.021	395.023.734	12.616.763.689	64,6%

AUDREY ALVAREZ BUSTOS

Responsable de Presupuesto

LINO ROBERTO POMBO TORRES

Ordenador del Gasto

1, 2 y 3/ Los datos deben coincidir con el Informe de Ejecución de Reservas Presupuestales del sistema PREDIS

Elaboró: Daniel Carreño

Técnico Operativo- Subdirección Financiera

 Calle 34 No. 10-30
 Centro Postal: 11021, Bogotá D.C.
 PBX: 310284
 Fax: 310284
 www.caja.gov.co
 cajaviviendapopular.gov.co


 Caja de la
 Vivienda
 Popular

 75 Años
 Continuando el camino